



WFGA-60FS High Production Gas Fryer is engineered to meet today's high quality food service standards. This compact unit will cook more product per hour than any other fryer its size. The patented burner system saves energy while producing consistent, superior food products.

Features

- **Burner system** combines independent ignition, valve and a uniquely designed insulated flue for silent operation.
- **Ignition system** is a fail-safe and self-regulating flame sensing control
- **Solid state control** incorporates a seven key programmable time and temperature menu.
- **Repeat cycle timer** activates using one push button operation.
- **Filtration system and use of filter powder**, will substantially increase oil life while reducing labor.
- **Automatic basket lift cradle** raises basket above oil at end of timed cook cycle, maximizing handling safety.
- **Frypot** is constructed of stainless steel and robotically welded for durability.
- **Basket handles** are plastic coated for slip and heat resistance
- **Insulated side panels** minimize heat loss.
- **The WFGA-60FS fryer** is Canadian Standards Association gas compliant and meets NSF International standards.
- **A one-year warranty** against defects covers parts and labor.

Specifications

Overall Dimensions:	Inches	MM
Width	18 3/16	462
Depth	38 1/4	972
Height (incl. 4" legs)	47 7/16	1205
Oil Capacity:	Lbs.	KG
WFGA-60FS	60	27
Typical Production:	Lbs.	KG
Chicken <i>frozen</i>	25*	11
Chicken <i>fresh</i>	33*	15
*With standard basket only		
Weights:	Lbs.	KG
Installed	240	109
Shipping	290	132

EZ Company
PO Box 273
Dayton, VA 22821
Phone: (540) 867-9211
Fax: (540) 867-0001

Accessories / Options

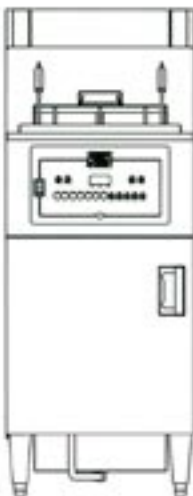
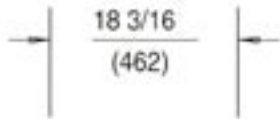
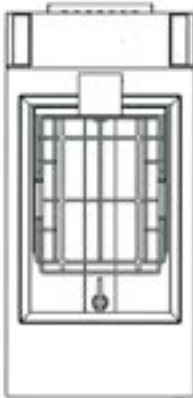
Filter Powder, 1007N
Rear Leg Kit, 22692
Half-Size Baskets Available



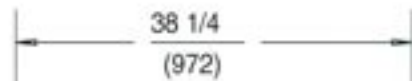
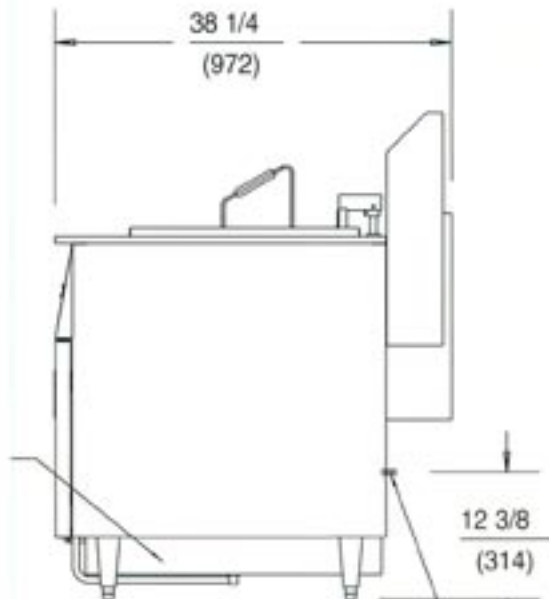
STD.4

DIMENSIONS:

INCH
(MM)



BUILT-IN
FILTER



**MODEL
WFGA-60FS
GAS FRYER**

MINIMUM CLEARANCE REQUIRED FROM
UNIT TO THE NEAREST COMBUSTIBLE OBJECT

BACK	SIDE	BOTTOM
NA	1	NA
NA	(25)	NA

WVAE-55F ELECTRICAL SPECIFICATIONS:

MODELS	VOLTS	AMPS SINGLE PHASE	GAS TYPE	INPUT RATE
WFGA-60FS	120	7.5	NATURAL	62,000 BTU/HR

NOTE: Specifications subject to change without notice. Field convertible to LP gas using factory kits by given altitude.